

We talk about staying safe online and offline throughout the school year, but we would like to take this opportunity to encourage you to use the summer holidays as an opportunity to talk to your children about what they do online with all their free time over the 6 weeks holiday.

There are many scary stories in the press about particular apps, but it is important to remember that bad things can happen on good apps, so it is not a good idea to ban particular apps (age-rated games are different – the age ratings are there for a reason), but to talk to them about their behaviour online. Young children can be tricked into getting changed or undressed on camera, and the survey revealed worrying statistics about how often this happens, so without going into too much detail, it might be wise to talk about do's and don't's on camera.

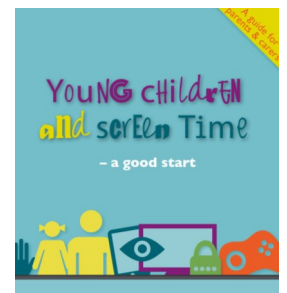
Here are some ideas for help and support over the holidays:

If you need general online safety advice or help with parental control settings for your home internet or devices, why not call the NSPCC / O2 parent online-safety helpline on 0808 800 5002.

There is an excellent tablet app from Internet Matters built to help parents have a conversation about online safety with their children. Just search Internet Matters on the app store.

Summer Screen time

Summer is a time when screen time arguments peak if you need support restricting screen time please see the




wonderful booklet from Childnet: Young Children and Screen Time <https://www.childnet.com/ufiles/Young-children-and-screen-time---a-guide-for-parents-and-carers.pdf>.

Also please have a look at the post from Webwise Ireland with handy hints on the page attached.

NSPCC NETAWARE APP

NSPCC and Netaware app can be downloaded onto both android and apple devices. The app is a simple guide for parents to the most popular social networks, apps and games. The app explains privacy settings and safety guidelines for all new apps and websites. You can also read up-to-date reviews from parents and children for each app, game and social network.



'Fortnite: Battle Royale Season 5'

The popularity of Fortnite is growing with the recent launch of 'Fortnite: Battle Royale Season 5'.

To help you keep your child safe while they explore the game this summer please read the 'Fortnite: Battle Royale Guide' for parents & carers from the national online safety agency attached or read online on <https://nationalonlinesafety.com/fortnite-battle-royale-parents-guide/>



'Fortnite - Battle Royale' is a free to play section of the game 'Fortnite'. The game sees 100 players dropped on to an island from a 'battle bus' where they have to compete until one survivor remains. The last remaining player on the island wins the game. Players have to find items hidden around the island, such as weapons, to help them survive longer in the game. To make the game harder, there is an added twist called 'the storm', which reduces the size of the island from the start of gameplay, making the players closer together in proximity. The game is available on PC, PlayStation 4, Xbox One, Mac and iOS.



What parents need to know about FORTNITE: BATTLE ROYALE

MICROTRANSACTIONS

New featured items are released daily and are only available to purchase within 24 hours of their release. These are cosmetic items, called 'skins', 'gliders' and 'emotes', which change the look of the characters but do not improve the game play. Once purchased, the player has full use of these in the future. The designs are made admirable for players to purchase and even celebrities are endorsing them. Also available to purchase in the game is a 'Battle Pass'. When a new 'Battle Pass' is released, users can play a series of challenges to receive more rewards (cosmetics) by progressing through different tiers. Whatever rewards they achieve can then be used in the game.

IT CAN BE ADDICTIVE

Games can last around 20 minutes but this varies with each game. Children may feel angry if they lose the game and continue to play until they achieve the result they want. The competitive nature of the game may make it difficult for children to stop playing halfway through as it could affect their position in the game.

IT CAN BE PLAYED ON THE GO

The game was released on mobile in April 2018 meaning it can be played without a games console at home. Some schools have reported that the game is distracting their students whilst in the classroom. As the game is available outside of the home, parents may not be aware of how long their child is on the game.

HACKER ATTACKS

News site Forbes said it had seen "dozens" of reports online by people who said their accounts had been compromised by hackers. Hackers gained access to users accounts in the game and spent hundreds of pounds in fraudulent charges.

TALKING TO STRANGERS DURING SQUAD MODE

Interacting with other players in the game is part of the fun as players can communicate with their friends and other players in the game. Players will benefit from wearing headphones in the game to hear footsteps from other players trying to compromise their game. Wearing headphones makes it difficult for parents to hear what exactly is being said and children may be exposed to inappropriate language. Fortnite includes really good reporting features for players either cheating or misbehaving, and work towards having one of the best online gaming communities.

'FREE' TO PLAY

The game is free to play. However, if playing on Xbox, you will need an Xbox gold subscription to play the game which is chargeable.

NO PROOF OF AGE REQUIRED

Signing up to the game is relatively simple. Users have the option to log in with their Facebook or Google accounts or their email address. When signing up with an email address, there is no proof of age required. If your child is under the age of 12, it is important to check if your child has the game downloaded.

SOCIAL MEDIA SCAMS

There are many accounts on Facebook and Twitter which claim to give away free money (known as 'V bucks') for games which will be transferred to their Xbox Live or PSN cards. Any giveaway promotion from Fortnite will be in game. It is important to check the authenticity of these accounts before giving away personal information in order to claim 'V bucks'. The websites or accounts may ask you to share your account name and password in order to claim the money; if these offers seem too good to be true, they usually are.

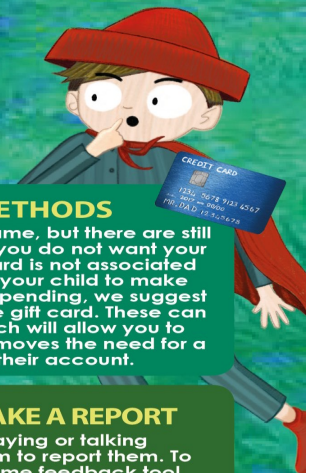
WEAPONS AND VIOLENCE

PEGI has given the game a rating of 12+. Even though the game includes violence and weapons such as crossbows, grenade launchers, rifles, pistols, shotguns and more, PEGI say "more graphic and realistic looking violence towards fantasy characters is allowed. Any violence towards human characters must look unrealistic unless it consists of only minor or trivial injury such as a slap", making the game 'suitable' for children aged 12 and over.



National Online Safety

Top Tips for Parents



#1 LIMIT GAME TIME

Parents can use parental controls on Xbox and PC to limit the time your child is playing games on the devices. Be aware that the game is available on iOS and will soon be available on all mobiles. With this in mind, it is worth having a conversation with your child to discuss and agree how long you would like them to spend on games. Even though the games last around 20 minutes, it may be hard to take them away from a game mid play. It may be worth using a limit of the amount of matches they play rather than a time limit.

#3 PREVENT THEM TALKING TO STRANGERS

There is an option to turn off the voice chat feature, which means they wouldn't be able to talk to anybody, including their friends. Your child will still be able to use the in-app chat and hear other people's conversations. To turn off voice chat, open the Settings menu in the top right of the main Fortnite page, then click on the cog icon. Open the Audio tab at the top of the screen. From there, you can turn off voice chat.

#5 LOOK OUT FOR VBUCK SCAMS

It is important that your children are aware of the scams that they may come across online in association with the game. Open up conversation with them about scams and how they should never share their username or password with people in order to gain anything for the game.

#2 RESTRICT PAYMENT METHODS

'Fortnite: Battle Royale' is a free to play game, but there are still options to make additional purchases. If you do not want your child to make payments, ensure your card is not associated with their account. If you are happy for your child to make payments in the game, but want to limit spending, we suggest using a paysafecard, or a games console gift card. These can be purchased in specific amounts, which will allow you to limit how much your child spends and removes the need for a credit/debit card to be used with their account.

#4 SHOW THEM HOW TO MAKE A REPORT

If your child believes a player is playing or talking inappropriately, you should advise them to report them. To report a player, you can use the in-game feedback tool located in the Main Menu of the game. Additionally, you can report a player in-game when spectating them.

#6 USE A STRONG PASSWORD

It may seem like a simple tip, but it is important that your child selects a strong password when creating an account, particularly if a credit/debit card is associated with the account. This will help reduce the risk of their account being hacked.

Sources

<https://www.microsoft.com/en-gb/store/p/fornite-deluxe-founders-pack> <http://www.bbc.co.uk/news/newsbeat-43626075>
<http://fortnitehelp.epicgames.com/> <https://pegi.info/> <https://www.forbes.com/sites/erikkain/2018/03/12/fornite-accounts-hacked-how-to-protect-yourself-and-what-to-do-if-youve-been-compromised/#140c9e7ca7f9>

© National Online Safety Ltd

This is not a definitive guide. Please always check with the app's support information to see if your security and privacy concerns are addressed.

www.nationalonlinesafety.com

6 TOP TIPS FOR PARENTS

SCREEN TIME



1. RULES

Agree on a clear set of rules in your home about screen time.



2. LEAD BY EXAMPLE

Do as you say! Modelling behaviour is the most powerful way you can influence your child's behaviour



3. PHONE FREE ZONE

Restrict the use of TV's, mobile phones and computers in the bedroom!



4. CHARGING PHONES

Buy an alarm clock for your child's room and charge mobile phones in your room!



5. DIGITAL DETOX

One evening a week have a family digital detox and plan a family activity!



6. JOIN IN

Play your child's favourite computer game and discover the online world together.